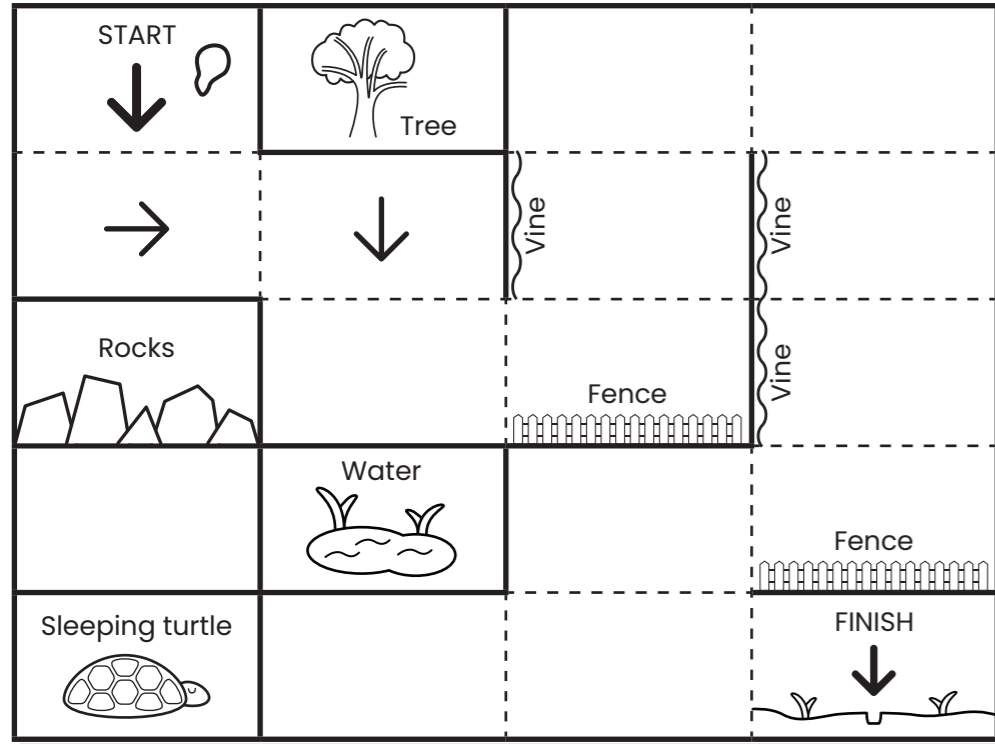


# Picture maze!

Help the **Banksia tree seed** find a spot to start growing!  
Draw arrows to lead it to its home.




Choose an arrow to go in each box:  
(the first 2 are done for you!)

↑ Up  
 → Right  
 ← Left  
 ↓ Down

Watch out for rocks, vines and other things blocking your way!

# Letter wheel!

Draw a line from **each picture** to the **first letter of its name**! We've done the first one for you.



Have you seen these in the Gardens?

For more fun Garden Kids activities, ask an adult to go to [discoverbundaberg.com.au](http://discoverbundaberg.com.au)

Answers: COUNT THE DOTS! 1, 2, 3, 4, 5, 6, 7, 8, 9, 10, 11, 12, 13, 14, 15, 16, 17, 18, 19, 20, 21, 22, 23, 24, 25, 26, 27, 28, 29, 30, 31, 32, 33, 34, 35, 36, 37, 38, 39, 40, 41, 42, 43, 44, 45, 46, 47, 48, 49, 50, 51, 52, 53, 54, 55, 56, 57, 58, 59, 60, 61, 62, 63, 64, 65, 66, 67, 68, 69, 70, 71, 72, 73, 74, 75, 76, 77, 78, 79, 80, 81, 82, 83, 84, 85, 86, 87, 88, 89, 90, 91, 92, 93, 94, 95, 96, 97, 98, 99, 100

LETTER WHEEL! F - flower, frog, fish, L - leaf, log, lake, T - tree, train, turtle


# Garden kids

June - July 2022

## Holiday activity booklet

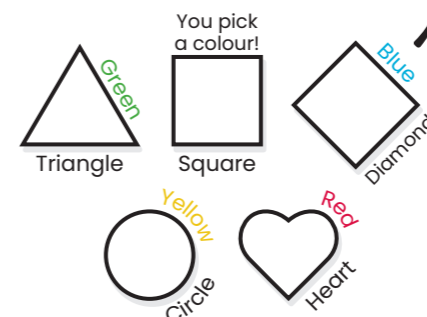
### Garden wrist band!

## Colour by shape!




Butterfly flower snacks these holidays include **Pink Trumpet tree flowers**, **Purple Bush Peas** and **Yellow Wattles**. Can you spot these **colours** in the Gardens?

Colour the shapes to give this butterfly a coloured body...



Make your own **garden wrist band** and wear it these holidays! (ask an adult to help you)

Turn the page for instructions!




1. Cut along the dashed lines.
2. Wrap it around your wrist to see what size fits you.
3. Poke the tab into the slit that fits your size.

# Can you...

Tip: Fold along the line to cut the slit

Remember to cut here!

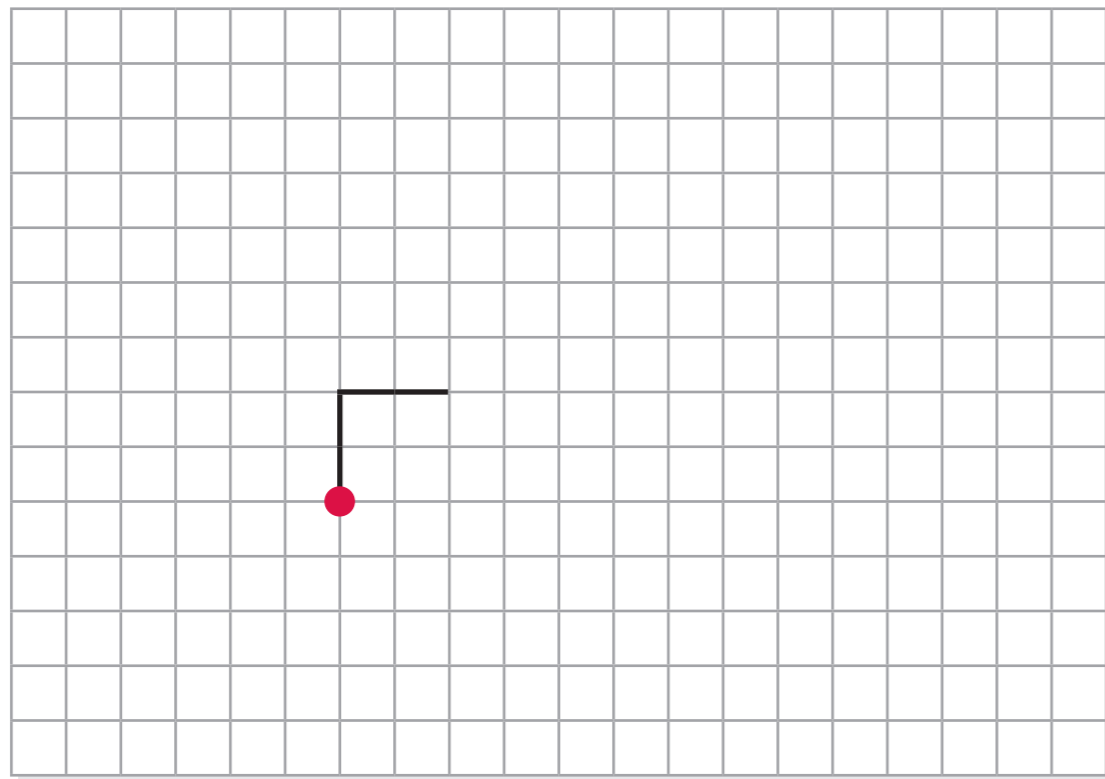


draw a **tick** ✓ next to the garden hose,  
 draw a **square** □ around the potted plant,  
 draw a **cloud** ☁ around the lawn mower,  
 draw a **line under** ↓ the sunflower,  
 draw a **line above** ↑ the tree and  
 draw a **circle** ○ around the ladybird?

## Left, right, up and down!

Start at the **red dot** and **follow the code** to draw a small animal that lives on the land and carries its house on its back!  
 We've done the first 2 steps for you.

2↗ 2↘ 3↓ 4← 5↑ 6→ 6↓ 2↙ 4← 3↖ 5↑ 3↗ 6→ 3↘ 3↓ 1↗ 3↑  
 1↗ 1↑ 1↖ 1← 1↓ 1→ 1↘ 2→ 1↗ 1→ 1↑ 1← 1↙ 1↓ 1↘ 9↓ 10←



# Count the dots!

Have you seen the **big fig trees** in the Gardens at **Fig Tree Chapel** across from Café 1928? Count how many of each type of leaf are on the fig tree below and write your answers to the right.



## Symmetry drawing!

These holidays see if you can spot **beetles** walking up **eucalyptus tree trunks** on their way to eat alive and dead plants, pollinate flowers and find a partner.

Use the grid to draw the other half of the beetle.

