


# Bundaberg Botanic Gardens



# Kids

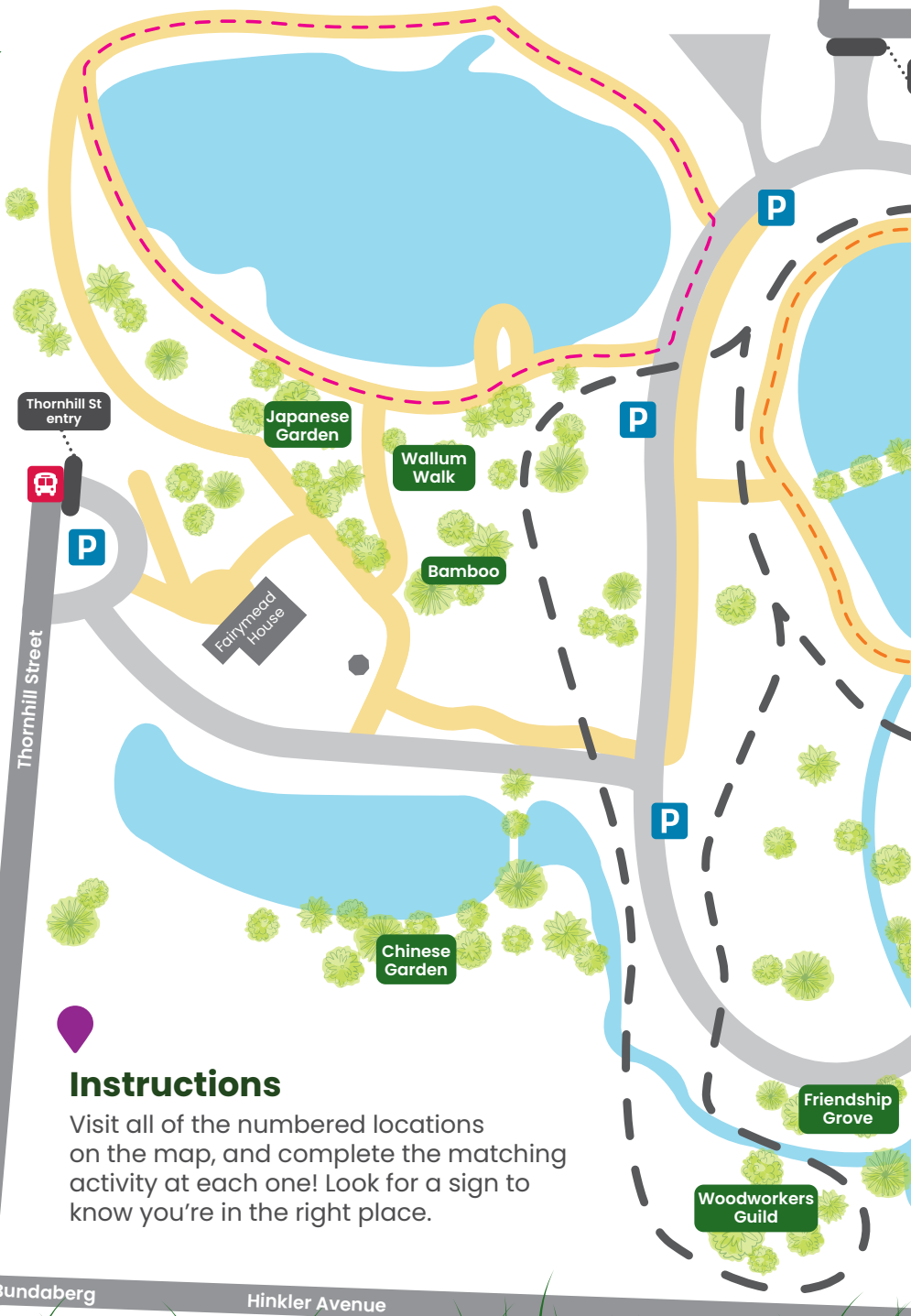


**ACTIVITY  
TRAIL**



1300 883 699  
[bundaberg.qld.gov.au](http://bundaberg.qld.gov.au)





## Instructions

Visit all of the numbered locations on the map, and complete the matching activity at each one! Look for a sign to know you're in the right place.

← Bundaberg

Hinkler Avenue



Young St entry

Bundaberg and District Historical Museum

Bromeliad Garden

Prehistoric Garden

Café 1928

Railway platform

Hinkler House

Hinkler Hall of Aviation

Hinkler Garden

Palm Grove

Fern Garden

Rare Fruit Orchard

Wildlife Island

Wildlife viewing platform

Sclerophyll Woodland (open forest)

900m

830m

P

P

P

P

P

P

P

Toilets

P

Bus stop

On-street caravan parking

Barbecue

Toilets

Parking

Bus stop

On-street caravan parking

Barbecue

Entry gate

Main road

Gardens road

Footpath

Railway line

Nature playground

Mount Perry Rd entry

Gin Gin

Mount Perry Road

Mount Perry Road

Bundaberg

Bio Filter

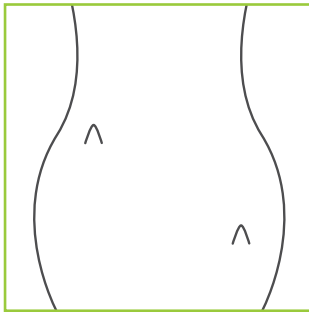
Australian Rainforest



# Meet the Silk Floss tree!



The thick prickles covering its trunk are sharp, be careful!



1. Add more bumpy prickles to help the tree from hungry monkeys!

You won't find me in the gardens! I'm from Brazil, the home of the silk floss tree, and I love snacking on its thin bark!



2. Look at the tree and answer these questions...

Circle your answer.

Is the bark  grey  or  brown ?

Are the leaves  green  or  red ?

Is the tree  short  or  tall ?

Are the prickles  ^  or  □ shaped?

3. Silk floss seeds contain silky white hairs used to stuff something you lay your head on at night. Can you complete the word?

P \_ \_ \_ L \_ \_ W



# Eyes open! Ears open!



Look around you and pay attention to what is happening in the gardens!

1. Draw in the clock hands to show the time of day you visited the gardens.

Remember, the little hand points to the hour, and the big hand points to the minutes.



2. Look around you and tick what you can hear and see

### Rocks

- Wet
- Dry
- Bird poo
- Birds

### Insects

- Flying
- Crawling
- Feeding
- Standing still

### Anything else?

_____
_____
_____
_____

### Birds

- Flying
- Calling
- Feeding
- Swimming
- Walking
- Diving
- Resting

### People

- Walking
- Jogging
- Talking
- With dogs

### Boardwalk

- Wet
- Dry
- Bird poo
- Fallen leaves
- Fallen flowers
- Birds
- Lizards

### Plants

- Green
- Brown
- Flowers





# Elephants ahead!



How cool are these funny shaped leaves?

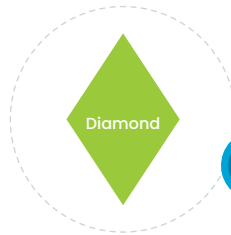
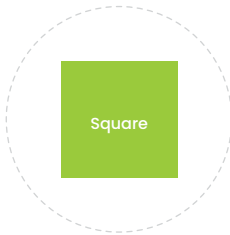
These Cunjevoi Lily [*cun – gee – voy lil – lee*] leaves are so big some people think they look like elephant ears!

1. Complete the drawing of the elephant ear plant.



The leaves can grow up to 100cm or 1 metre.

2. What is another shape you think the Cunjevoi leaves look like? Circle your answer.



# Autograph tree



Look closely at the leaves...  
What can you see?


This is a very unusual tree...feel how thick the leaves are!

People are able to write on the leaves without harming them as the leaves are very thick and tough, this has given the tree its name of Autograph Tree!

An autograph can be either your own handwriting or your signature.

1. Do you have a signature? Practice it or design a new one on the leaf drawing below.

We are from the Caribbean which is about 18 hours from Australia on a plane!





# Identify this plant



Look down to the ground to see this funny looking plant!

All of the plants, animals and fungi in the world have 2 names...a common name and a scientific name!

A **common name** is like a nickname you would have for yourself...

And the **scientific name** would be your proper legal name...



This plant's scientific name is ***Lomandra longifolia*** [pronounced *low-man-dra long-ee-fole-ee-ah*]!

1. Discover its common name by looking at each letter in the alphabet below under the line... and then writing the letter that comes before it on top of the line.

As an example... the first letter under the line is "C", the letter that comes before "C" in the alphabet is "B", so we have written "B" on the top line...

We've started you off with the first two letters...

B A \_\_\_\_\_  
C B T L F U H S B T T





# Rock solid



Take a seat on the big grey rock.

You are now sitting on basalt [pronounced *bass-salt*] – cooled lava from Bundaberg’s volcano!

Basalt is good at storing heat.

Place your palm on the rock, does it feel warm or cool?



Search for the gas bubbles that were trapped as the lava cooled – look for round pea-sized holes.

Basalt is strong, but contains some minerals that break down easily – draw the cracks you can see on the rock above.



Can you spot other basalt rocks near you?



As basalt breaks down from the weather it makes soil. Look under the leaf litter to find dark, fine soil. Plants love basalt soil as it helps their roots grow.

## How strong is basalt?

On Mohs scale of hardness a diamond is the hardest mineral at 10 and Talc is the softest at 1.

- 10 diamond
- 9 corundum
- 8 \_\_\_\_\_
- 7 quartz
- 6 \_\_\_\_\_
- 5 apatite
- 4 \_\_\_\_\_
- 3 calcite
- 2 \_\_\_\_\_
- 1 talc

1. Work out where basalt sits on the scale by completing this equation.

$$\frac{\quad}{\text{diamond}} - \frac{\quad}{\text{calcite}} = \frac{\quad}{\quad} - \frac{\quad}{\text{talc}} = \frac{\quad}{\text{basalt}}$$

Now write basalt on the correct number on the scale.

2. Complete the rest of the scale...  
2 gypsum, 4 fluorite, 8 topaz





# 7

# King of the ferns




Say hello to the oldest plants in the Gardens, the ferns!


They've been on Earth 200 million years before the dinosaurs!

1. Use the ruler on this page to measure how long one frond (fern leaf) is in cm. \_\_\_\_ cm
2. Now measure your arm from elbow tip to fingers along the frond. How many of your arm lengths make up one frond? \_\_\_\_ arm lengths

3. Look underneath the fronds to search for spores (they look like round black dots). Ferns don't have flowers so they use spores to grow new ferns. Draw the round dots you find on this fern.



4. Pick any fern frond and sketch it here.



Cross out the words that do not apply to your frond.

**size**   small   medium   large

**shape**   wavy   straight   feathery

**feels**   soft   tough   cold/warm

**colour**   pale green   yellow green  
dark green

# Make a sound map



*Listen*

Open your ears and hear the sounds around you in the gardens.

1. Sit or stand, and when you hear a sound make a mark on your map that describes the sound.

You could draw  for the wind or  for a bird singing.



## Tips

- Keep your eyes closed while listening
- Cup your hands behind your ears to help 'catch' the sounds
- To hear sounds behind you don't turn your head, cup your hands in front of your ears!

2. How many different sounds did you hear? \_\_\_\_\_

3. Which sounds did you like best?  
\_\_\_\_\_

4. Did you hear any sounds you had not heard before?  
\_\_\_\_\_






# Spot these animals!




Look in, around and over the board-walk and lake to find these animals...

1. Match the animal to its name by drawing a line from the animal to its name and tick the animals you see on your visit today.


**Eurasian Coot**  
(black with a white beak)




**Purple Swamp Hen**  
(black, blue and purple with a red bill)




**Eel**



**Hardhead**  
(brown)



**Eastern Water Dragon**




**Pacific Black Duck**  
(black stripe over eye area)

**Dusky Moorhen**  
(grey/black with a red bill with a yellow tip)



**Freshwater turtle**



# The Dr Seuss tree...



Look at this tree, it looks like something out of a Dr Seuss book!

Do you have a nickname? How many nicknames do you have? This plant, the **Davidson's Plum** has 3!

Its nicknames are 'Davo' (very Aussie!), 'Queen of the rainforest plum' (that's a long one!) and 'Ooray' (an indigenous name).

The plum is named after Mr JE Davidson who used to grow sugar cane in Queensland. The plums are not sweet like sugar cane, they are very sour!

Its been called the Dr Seuss tree because the purple plums grow from the trunk of the tree in clusters like grapes, like an imaginary tree out of a Dr Seuss storybook!

**1. Let's measure Davo! How tall do you think Davo is? \_\_m  
Ask an adult to help you with this activity.**

- Stand close to Davo with your back to the trunk of the tree.
- Bend over and look at the tree between your legs.
- Can you see the top of the tree? If not shuffle forward carefully until you can.
- The distance you stand away from the tree is about the same as Davo's height.

**You can use this trick to measure any tree!**






# Queensland Fire Wheel..



In late Summer and Autumn, this tree blooms with firey flowers!

How did it get this name?


The flowers are bright red, yellow and orange like fire.

And the flowers are in the shape of a  like a wheel...

Hmm... if there are no flowers on the tree how can we be sure this is the fire wheel tree?

**1. Check for 5 veins on the back of the leaf (veins look like lines). When you can count all 5 tick the box**

**2. Sketch the leaf shape**



**2. Find these 6 words below**

The words can be forwards, down, backwards and diagonal

E	E	R	T	S	B	Fire
R	E	D	X	T	W	Wheel
K	A	F	S	H	O	Tree
T	L	H	E	E	L	Yellow
P	O	E	U	E	L	Red
C	L	V	A	I	E	Leaf
F	I	R	E	F	Y	



# Dragons in the Gardens!



Can you see any dragons around?  
Well not real ones!

But the **Eastern Water Dragon** certainly looks like a small dragon with its spines, scales and stripes! And they love living here at the Gardens, have you seen one today?

1. Read the sign about the Dragons and then circle if this information is true or false?

They can sleep in the water.  True or  false ?

They can stay underwater for 90 minutes.  True or  false ?



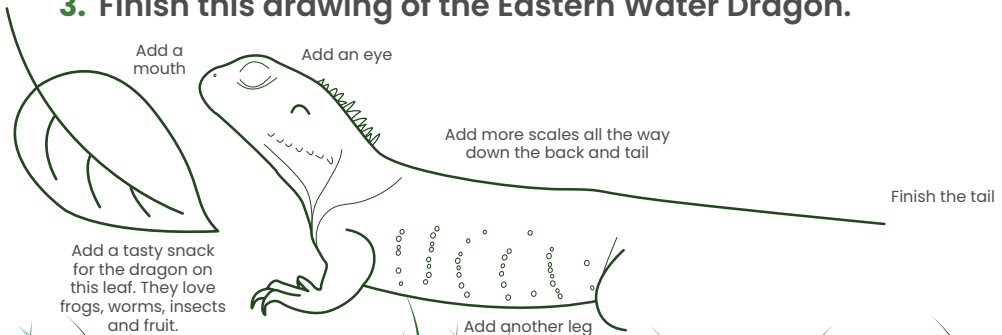
2. Add three more facts from the sign.

---

---

---

3. Finish this drawing of the Eastern Water Dragon.





# Who's who?


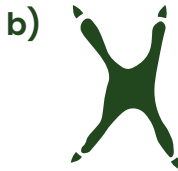


Look around, there's so many creatures to see here at the gardens!

Many animals have made their home in the Botanic Gardens or come to visit.

Can you identify them by their tracks?

1. Draw a line from the animal name to the track.



**Eastern grey kangaroo**  
(5 clawed toes but only 2 claws touch the ground when moving)

**Brushtail possum**  
(wide foot for climbing)

**Sulphur crested cockatoo**  
(2 toes point forward and 2 toes point backwards)

2. Try making these animal tracks in the path.



Frog




Black swan



Goanna

3. Can you find an animal track in the Garden?  
Draw it here.





# This plant has teeth!

14




Don't worry its teeth are very small and you need a magnifying glass to see them!

Take a look at this plant called a **Casuarina** [pronounced *cas - oar - ree - nah*]. Can you find its leaves?

The long thin green pointy shapes covering the tree are branchlets, not leaves. So where are the leaves?

## 1. Gently take a branchlet and have a close look.

Can you see the brown bits along the branchlet like this?



The brown bits are nodes and this is where the leaves are! The leaves are jagged in shape which is why they are called teeth.

This is what they look like close up.



## 2. What are six things all plants need to grow?

Circle your answers.



Sun



TV



Water



Oxygen



A good book



Right temperature



Scooter



Soil and nutrients



Space to grow





# Create a map!



Take a look around and figure out where you are in the gardens.

**1. Create a map showing where you are. Include the grass, trees, lake, fences and paths. Add a key below.**

- Use shading to show a big area (grass or lake) 
- Use symbols to show objects (ducks or trees) **X**
- Use lines and shapes to show human made items (fences or paths) 



Key



# Who is it?



This plant loves living in our shady wet rainforest.

1. Use the grid below to work out what its name is and write it here.

B \_\_\_\_\_  
 2● 4▲ 3■ 4● 4■ 4★ 5● 4■ 5■ 1▲ 5● 3■ 4★

	1	2	3	4	5
●	A	B	C	D	E
▲	F	G	H	I	J
★	K	L	M	N	O
■	P	Q	R	S	T
◆	U	V	W	X	Y

If you don't use me how will anyone be able to spell zebra anymore?!



See if you can spot anymore of these plants in your walk today. Look up and down as they can live on the ground and up in the trees! Clue: look in the rainforest and fern areas...

2. Make up your own word using the grid and see if a friend can work it out! Write the clues here:





17

# I spy...



This is a great spot to play I Spy!

## 1. "I spy with my little eye something beginning with..."

For something a bit different try spying:


- A colour
- A shape
- What you use the item for



### FOR EXAMPLE:

I spy something used to get people across the water...

...a bridge!



# Who was here?




Let's have a close look at this beautiful tree.

Walk right around this beautiful tree.

Can you see the scratches all up and down the trunk?

1. Draw in some of the scratches here.



2. Circle the animals you think made these scratches?

Who has claws, lives in a tree or would climb a tree for food?



Butterfly



Brushtail Possum

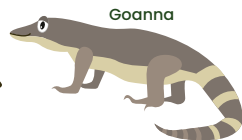
Turtle



Ant



Caterpillar




Goanna

# Take a seat...



Let's experience everything happening around you!

1. Take a seat and draw or write what you can.



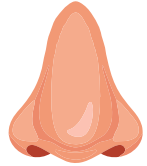
**SEE**



**HEAR**



**FEEL**



**SMELL**

2. Now ask the person you visited with to do the same.  
Did they have the same as you or different?

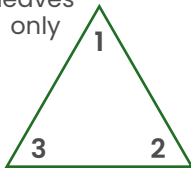


# Black Bean Tree



Let's have a close look at this beautiful tree.

Green leaves only

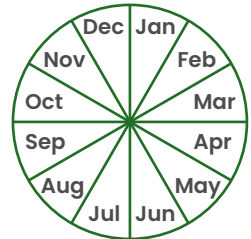


Red and yellow flowers

Brown seedpods that will turn black as they get older

1. Circle what stage this Black Bean tree is at by looking at the tree.

2. Now shade in what month it is today and write the number next to the month.



Visit the Black Bean tree in different months to see what stage it's in...

3. This beautiful native rainforest tree has another name. We have filled in all the consonants.

L \_ \_ C K Y    B \_ \_ \_ N    T R \_ \_ \_

Use the vowels A, E and U to complete its name.



4. Shade in Queensland (QLD) and New South Wales (NSW) on the map to show where these trees are from.



5. Stand under the tree, now stand on the path – is it cooler under the tree or on the path?



*I'm printed on  
recycled paper!*

