



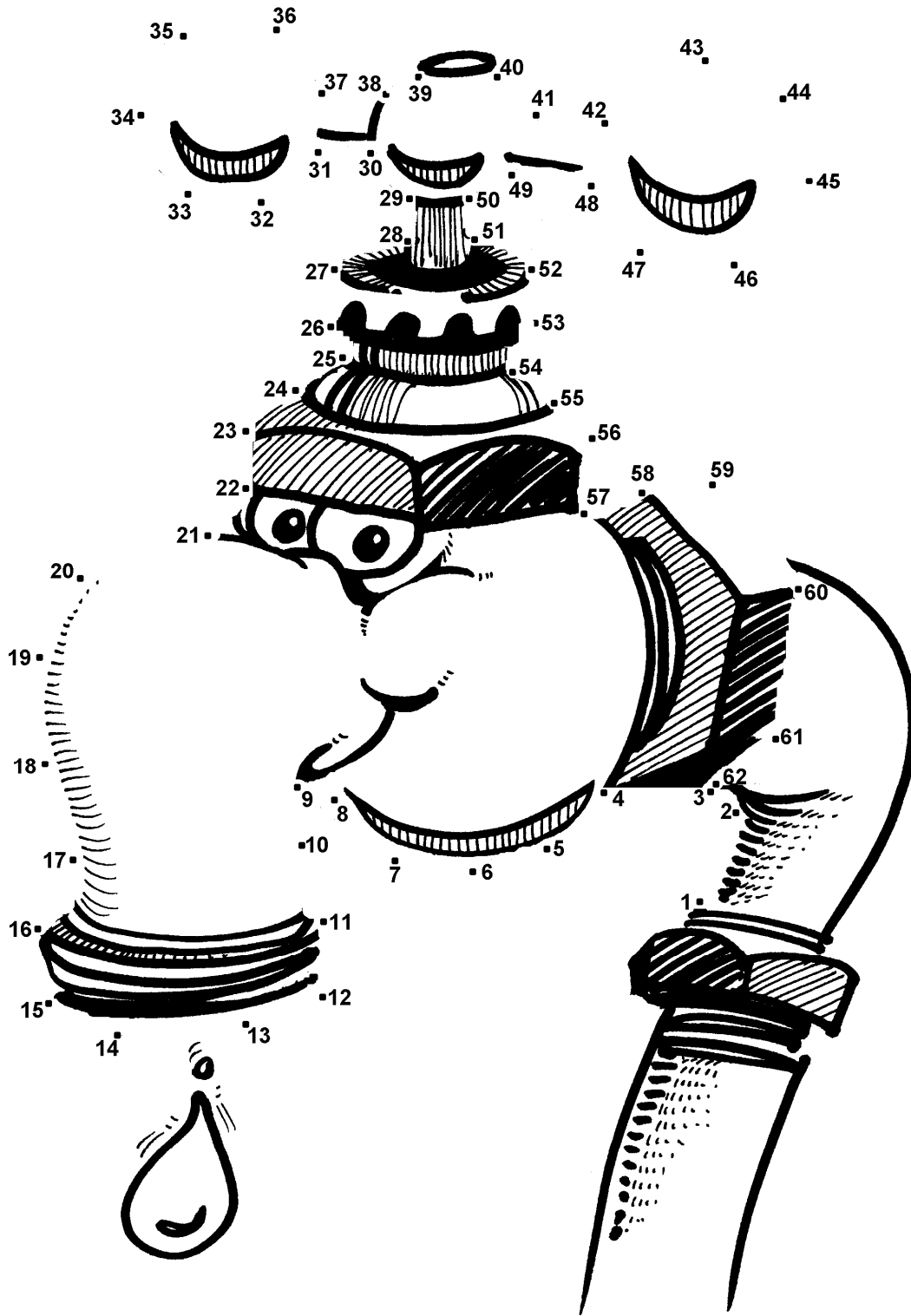
# Bundaberg Regional Council Water Education



Burnett River

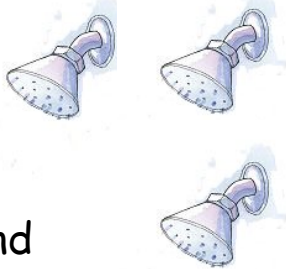
## Year Prep Fun Activity Book

# Join the Dots




# How Many Does Stewart Have?

Stewart owns a plumbing shop. Help Stewart collect and count all the items that are for sale in his shop.



and

$$\square + \square = \square$$




and

$$\square + \square = \square$$




and

$$\square + \square = \square$$



and


$$\square + \square = \square$$






and





$$\square + \square = \square$$

# Match the Pictures


Find and circle the picture that does not match with the others.



When washing the car, hose the car then turn the water off. Wash the car using the bucket and then a quick rinse with the hose again.



When creating a garden, always plant similar plants together. Install a drip irrigation system to water plants at their roots. Too much water on the wrong plants will make them very ill.




Pick up rubbish and place it in the correct bin. This stops rubbish going into our stormwater, rivers and ocean.

# Follow the Maze

HELP THE LITTLE BOY GET TO THE TAP TO TURN IT OFF.

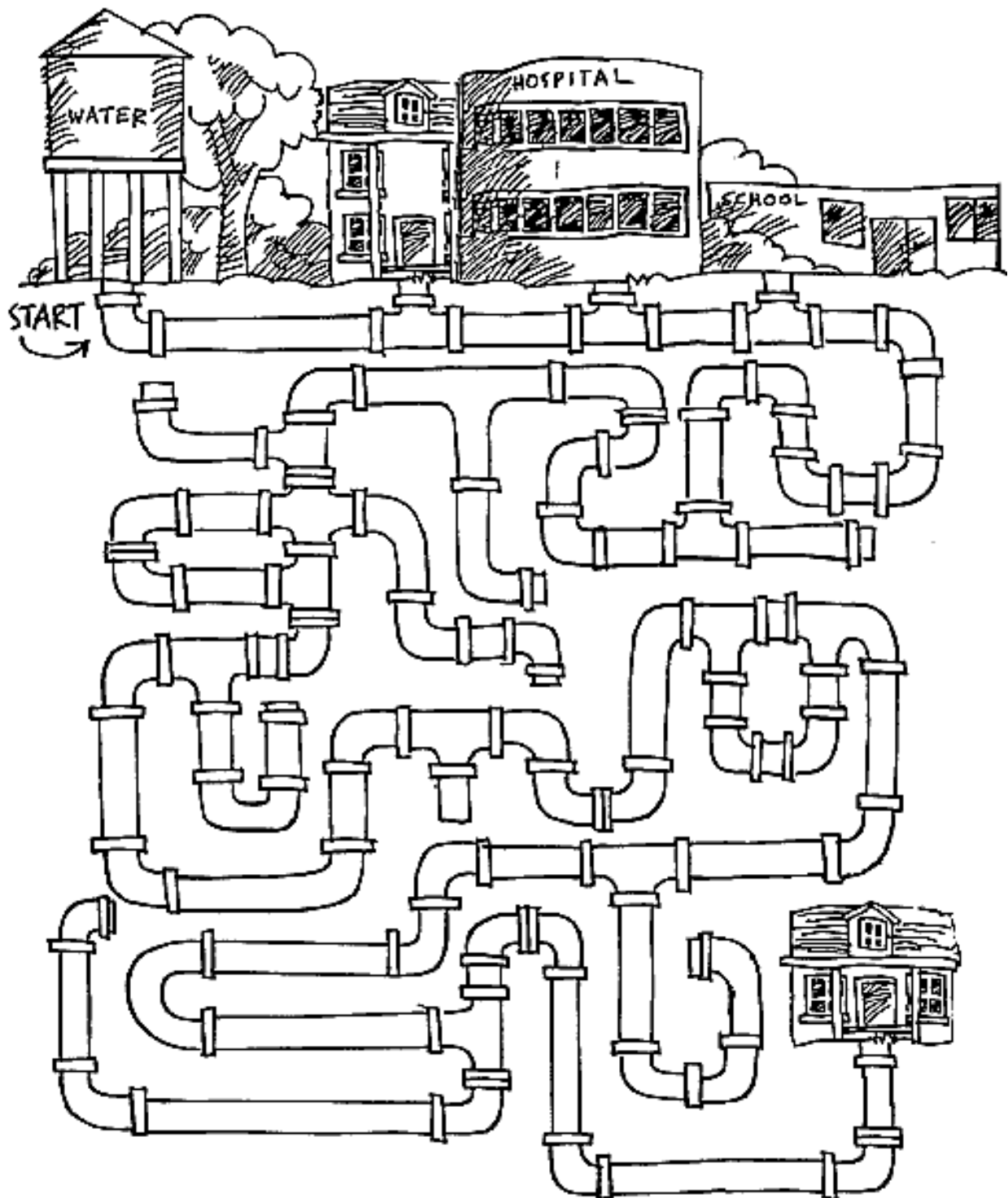
A tap left running while brushing your teeth wastes 5 litres.  
Learn to turn the tap off while brushing your teeth.



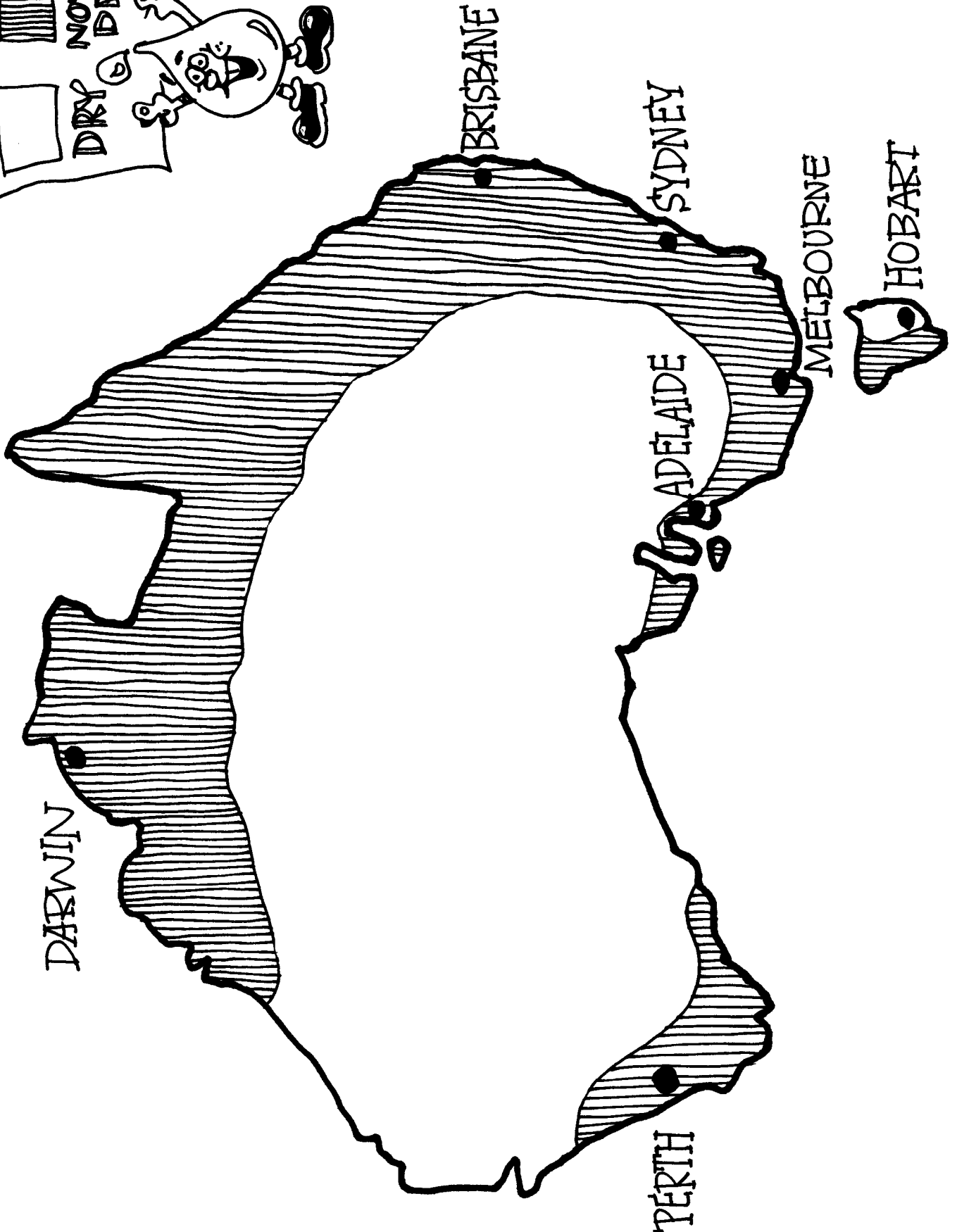

# Connecting Pipes

To get water to our home involves an expensive and complex group of pipes under the ground.

Find the right pipes to take water from the water tower to your house.



There are parts of Australia that are very dry and areas that are not so dry. Colour in areas that you think should be green and areas that should be brown.



# *Saving Water at Home*

There are several ways that you and your family can save water at home. Discuss with your teacher as many water saving tips for around the home. Write down your answers and discuss these with your family.

1. Brushing your teeth

---

2. Washing your hands

---

3. Flushing the toilets

---

4. Having a bath

---

5. Having a shower

---

6. Washing the dishes

---

7. Washing the car

---

8. Watering the garden

---

9. Having the sprinkler on

---

# How Do We Use Water Around The Home?

Name the things which use water in our homes.



---

---



---

---



---

---



# Colour Me In

Colour in these activities that require water.

